

NLCBC-469

4" Cobalt LED Adjustable Retrofit

Source: 12W LED

Up to 1000lm

PRODUCT DESCRIPTION

Cobalt retrofit series is cULus classified for use in existing IC or Non-IC housings manufactured by Nora and others. Patented adjustable mechanism rotates and adjusts while never exposing an opening or breaking the ceiling plane. Retrofit luminaires deliver up to 1000 lumens in various color temperature options. Cobalt series integrates the latest COB LED technology, giving bright spectacular light output and low power consumption.

FEATURES

- Retrofit existing 4" recessed housings
- Field adjustable beam spreads (flood installed, spot and narrow flood included)
- Up to 1000 lumen output
- 2700K, 3000K, 3500K or 4000K @ 90+ CRI
- COB LED Technology
- Integral dimmable driver
- Includes medium base socket adapter
- ENERGY STAR certified

SPECIFICATION

Trim: Aluminum spun reflector with deep set diffused lens for excellent visual comfort while providing high lumen output. Adjustable design rotates and adjusts while never exposing an opening or breaking the ceiling plane. Reflector places the LED optics deeper than the standard increasing the visual comfort. Additionally the deep cones reduces board images when off.

Adjustability: 358° rotate and 30° tilt

Optics: Spot (included), Medium (included) and Flood optic (installed)

Lens: Frosted Lens (installed) and Semi-Frosted Lens (included)

ELECTRICAL

Input Voltage: 120V

Lumens / Wattage: Up to 1000lm / 12W

(Delivered lumens will vary depending on CCT, optic & finish)

Color Temperature: 2700K, 3000K, 3500K or 4000K

Color Rendering Index: 90+ CRI

Beam Spread: 48° Spot, 69° Narrow Flood, 99° Flood

Operating Temperature: 0°C to 25°C

Life Expectancy: 54,000 Hours @ L70

Dimming: Triac, ELV or 0-10V (must specify)

Click Here or check complete dimmer list at

www.NoraLighting.com in the "Compatibility" page under "Resources" tab

COMPATIBLE HOUSINGS

Cobalt retrofit reflectors are compatible with most 4" IC and Non-IC housings by Nora and others.

Fire Box

[NFBIC-4LMRATA*](#)

ICAT Dedicated LED

[NFBIC-4LMRATA/4W](#)

ICAT Dedicated LED for LE4

[NFBIC-4INCATA](#)

ICAT Line Voltage

New Construction

[NHIC-4LMRAT*](#)

ICAT Dedicated LED

[NHIC-4LMRAT/4W*](#)

ICAT Dedicated LED for LE4

[NHIC-4LMRAT/EM*](#)

ICAT Dedicated LED for EM

[NHIC-4LMRAT/6WEM*](#)

ICAT Dedicated LED for EM+LE4

[NHIC-4LMRAT/277*](#)

ICAT Dedicated LED, 277V

(includes step-down transformer)

[NHICCP-4LMRAT*](#)

Chicago Plenum Dedicated LED

[NSIC-4010AT](#)

ICAT Line Voltage

[NS-4010AT](#)

AT Line Voltage

[NHIC-4G24AT](#)

ICAT GU24

Remodel

[NHRIC-4LMRAT*](#)

ICAT Dedicated LED

[NSRIC-4040AT](#)

ICAT Line Voltage

[NSR-4040AT](#)

AT Line Voltage

* Nora Dedicated LED housings are cULus listed for use only with Nora LED Retrofits.

Retrofit: Cobalt retrofit series includes medium base screw-socket adapter ([NRA-21ISM](#)) for retrofitting into existing medium base downlight housings. GU24 socket adapter is available for use with GU24 housings, must specify [NRA-212SM](#).

ACCESSORIES

NLCBC-469TIR: Premium TIR optics are available in 25° or 45°, must specify ring finish.

NLCBC-40R: Oversize ring up to 5-3/4", must specify finish.

LABELS AND LISTINGS

- cULus classified for Damp Locations when used with compatible housing
- Suitable for Type IC and Non-IC
- Certified to the high efficacy requirements of California Title 24 JA8-2022
- ENERGY STAR certified (not BB or BZBZ finish)
- RoHS Compliant
- 5-Year Limited Warranty



Type

Project

Catalog No.

Notes


Performance Data

Part Number	Lumens	CCT
NLCBC-46927XWW	881lm	2700K
NLCBC-46930XWW	970lm	3000K
NLCBC-46935XWW	972lm	3500K
NLCBC-46940XWW	1011lm	4000K

Delivered lumens will vary depending on CCT, optic and finish

PRODUCT IMAGES & DIMENSIONS

PATENT No.:
D917,090S



BB
Black Reflector
Black Flange

BZBZ
Bronze Reflector
Bronze Flange



HZN
Haze Reflector
Natural Metal Flange



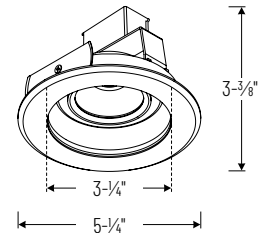
HZW
Haze Reflector
White Flange



MPW
Matte Powder White Reflector
Matte Powder White Flange



WW
White Reflector
White Flange



4" Cobalt LED Adjustable Retrofit

Color Temperature	Reflector Finish / Flange Finish	Dimming & Emergency
NLCBC-46927X = 2700K	BB = Black Reflector / Black Flange	(blank) = 120V Triac/ELV
NLCBC-46930X = 3000K	BZBZ = Bronze Reflector/ Bronze Flange	EM = Remote Emergency (requires Nora EM housing)
NLCBC-46935X = 3500K	HZN = Haze Reflector/ Natural Metal Flange	
NLCBC-46940X = 4000K	HZW = Haze Reflector / White Flange	
	MPW = Matte Powder White Reflector / Matte Powder White Flange	
	WW = White Reflector / White Flange	
NLCBC-46930X = 3000K	HZW = Haze Reflector / White	LE4 = 120V 0-10V/Triac/ELV 277V 0-10V (requires Nora 4W housing)
NLCBC-46935X = 3500K	WW = White Reflector / White	LE4EM = LE4 w/ Remote Emergency (requires Nora 6WEM housing)

Optional Accessories

Description	Optic	Ring Finish
NLCBC-469TIR = TIR optic	25 = 25° 45 = 45°	B = Black BZ = Bronze HZ = Haze MPW = Matte Powder White WW = White / White
NLCBC-40R = Oversize Ring		B = Black BZ = Bronze MPW = Matte Powder White WW = White / White
NRA-21ISM = Medium base screw-in socket (included)		
NRA-212SM = Socket adapter for use with GU24 housings		

Example: **NLCBC-46935XWW** = 4" Cobalt LED Adjustable Retrofit, 3500K, White Reflector / White Flange, 120V input; Triac / ELV dimming

PHOTOMETRICS

4" Cobalt LED Adjustable Retrofit

Type

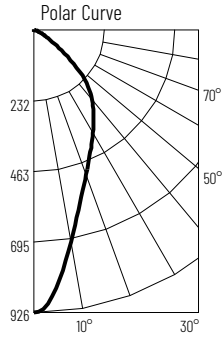
Project

Catalog No.

Notes

Test Information

Test Number: NTR11157
 Part Number: NLCBC-4694OSWW
 Beam Spread: Spot
 Lumens: 1011lm
 Wattage: 11.4W
 Efficacy: 89lpw
 CCT / CRI: 4000K / 90 CRI
 Spacing Criteria (0°-180°): 0.66
 Spacing Criteria (90°-270°): 0.66



Illuminance at a Distance

Distance from Luminaire	FC at Nadir	Beam Diameter
4'	57.9fc	3'-5"
6'	25.7fc	5'-1"
8'	14.5fc	6'-10"
10'	9.3fc	8'-6"
12'	6.4fc	10'-4"

Zonal Lumen Summary

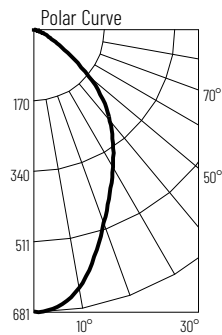
Zone	Lumens	% Luminaire
0-30	446	44.1
0-40	661	65.4
0-60	842	93.2
0-90	1004	99.4
90-180	6	0.6
0-180	1011	100

Candela Table

Vertical Angles	Candela
0	926
5	850
15	588
25	441
35	343
45	246

Test Information

Test Number: NTR11156
 Part Number: NLCBC-4694OMWW
 Beam Spread: Narrow Flood
 Lumens: 988lm
 Wattage: 11.5W
 Efficacy: 86lpw
 CCT / CRI: 4000K / 90 CRI
 Spacing Criteria (0°-180°): 0.9
 Spacing Criteria (90°-270°): 0.92



Illuminance at a Distance

Distance from Luminaire	FC at Nadir	Beam Diameter
4'	42.4fc	5'-6"
6'	18.9fc	8'-4"
8'	10.6fc	11'
10'	6.8fc	13'-10"
12'	4.7fc	16'-6"

Zonal Lumen Summary

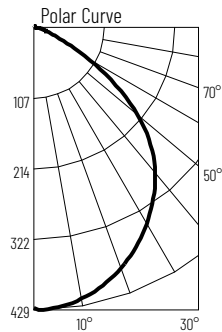
Zone	Lumens	% Luminaire
0-30	424	42.9
0-40	634	64.2
0-60	916	92.7
0-90	981	99.2
90-180	7	0.8
0-180	988	100

Candela Table

Vertical Angles	Candela
0	679
5	670
15	566
25	437
35	335
45	239

Test Information

Test Number: NTR11155
 Part Number: NLCBC-4694OFWW
 Beam Spread: Flood
 Lumens: 943lm
 Wattage: 11.5W
 Efficacy: 82lpw
 CCT / CRI: 4000K / 90 CRI
 Spacing Criteria (0°-180°): 1.2
 Spacing Criteria (90°-270°): 1.22



Illuminance at a Distance

Distance from Luminaire	FC at Nadir	Beam Diameter
4'	26.6fc	9'-2"
6'	11.8fc	13'-10"
8'	6.7fc	18'-5"
10'	4.3fc	23'-1"
12'	3fc	27'-8"

Zonal Lumen Summary

Zone	Lumens	% Luminaire
0-30	323	34.3
0-40	520	55.2
0-60	848	89.9
0-90	935	99.2
90-180	8	0.8
0-180	943	100

Candela Table

Vertical Angles	Candela
0	426
5	425
15	404
25	366
35	315
45	251

Lumen Output Multipliers

Color Temperature: 2700K (0.87), 3000K (0.96), 3500K (0.96), 4000K (1.00)